

Ziane Achour University of Djelfa
Faulty of Law And Political Sciences
Department Of Law

Legal English lessons for the second year master's degree, All master's specializations

2020/2021

Prof : Hamida Imad

The lessons aims at providing students with a basic, understanding of what writing their thesis in a legal domain entails. More specifically ; the lessons was written for students writing a paper or their thesis in law.

Like for any scientific discipline, the writing of a thesis or paper in law is scope-oriented since it aims at answering a specific research question. Moreover, like any other type of scientific research, also legal research starts from assumptions.

However, whilst a research question in the broad sense could pertain anything, not any question is a legal research question. Indeed, in order to have a research question that can be answered from a legal perspective one needs to formulate a legal research.

1. Front Matter/ Cover

- واجهة المذكرة أو الأطروحة -

- Front Board and its Pastedown

The boards protect the report from mechanical damage and they provide its initial presentation.

They should be of a sufficiently informative as well as tidy character. The pastedown is usually left blank. A list of mandatory details for scientific and technical

Also This page is the basic source of bibliographic information about the report. It is printed in two language versions, Arabic and English ones with identical content. The mandatory

- **Front cover of a bachelor or master thesis contains:**

- ✓ Name of university and faculty, logo.
- ✓ Title of thesis.
- ✓ Type of thesis (bachelor, master).
- ✓ Student's name.
- ✓ Thesis supervisor's name and academic titles.
- ✓ List of Discussion Committee Members, plus academic titles if applicable
- ✓ Date and place of Discussion or graduation Under the title : - The Academic Year.

The author's options to affect the look of the boards are minimum, especially with gravure printing. The look of the boards also depends on the technical capabilities of the printer of choice, nonetheless the choice of fonts, font size, and the layout of the front cover should as much as possible correspond to the recommended look of the specimen or the sample

Front Cover Example- Sample



University of Ziane Achour – Djelfa

Faculty of law and Political Sciences

Department of Law



[Thesis Title]

-عنوان المدكرة-

A thesis submitted for the requirement for the degree of Master in Public Law

Submitted by:

Supervised by:

- Student's Name

- Supervisor's Name

Discussion committee Members / or Board of Examiners

Full Name	Scientific Rank	Original University	Character
Dr or pr: Full Name	Eg: Professor	University of Djelfa	President
Dr or pr: Full Name	Eg: Lecturer A	University of Djelfa	Supervisor
Dr or pr: Full Name	Eg: Lecturer A	University of Djelfa	Member

Academic Year: 2020-2021

This page (also cover) is the basic source of bibliographic information about the report. It is printed

in two language versions, Arabic and English ones with identical content. The mandatory

2- Page Numbers

Pages are numbered with Arabic numerals in a successive sequence.

1, 2, 3, 4, 5, 6, 7, 8, 9, 10.

3- Acknowledgements

-الشكر والعرفان-

This chapter is optional. Its wording is not prescribed. You can thank all those who contributed to solution to the assignment in any ways, provided consultations, advice, equipment or otherwise supported the author (family, grants, etc.). You can explain the reasons for writing the report, comments or relation to other reports. If you chose to write the acknowledgements, you usually place it before the abstract in a bachelor or master thesis.

4- Thesis Abstract

-الملخص-

Abstracts (in practice, short descriptions or summaries) are generally concise information about the text's content. Their function is very important; you should remember them before you commence writing the abstract of your research paper.

A-The function of an abstract in a research paper

Above all, an abstract should convince the reader of the value of reading the full research paper. Be it an article on the Internet, a research paper, or another publication. Among the many research paper audience, very few people go

beyond the abstract of the research paper. A lot of times, when the abstract of a research paper is not strong and doesn't arouse the interest of the audience, it will be very difficult to even go through with the whole research paper.

Does this sound familiar to you and you have no doubt also had this experience? You wanted to communicate something important to others with the text, but you don't know how to go about it? Don't miss the chance with a suboptimal abstract – this is perhaps the business card of your full research paper.

B- Requirements for writing an abstract

When it comes to writing an abstract for a research paper, there are certain requirements that should be taken cognizance of to avoid making mistakes. You should, therefore, make sure which specifications your publisher or university has.

Inquire about them precisely to save you unnecessary work because your abstract has to be modified again.

C- Scope

The requirements can primarily concern the length of the abstract. Most of the time, the abstract should not be longer than half a page. 150-250 words are often mentioned in the specifications, but this information can also vary depending on the university or publisher.

C- The main differences between a summary and an abstract

- ✓ In the summary of the text, the reader already knows the content of the research paper. However, with the abstract, you should take into account that the reader has no prior knowledge of your text's content.
- ✓ A summary is always necessary for academic works; a master's thesis or doctoral thesis without an abstract is hardly imaginable. So you write an abstract for certain scientific papers and publications. This is hardly the case with term papers and seminar papers.
- ✓ The scope of an abstract is usually fixed, but this is rarely the case with a summary.

- ✓ In summary, you can view the contents summarized in the order, in which they are mentioned in the outline. In the abstract, you write about the examined problem, your motivation (why are you dealing with the topic?), about your results, and the resulting solutions.
- In the summary, you can draw attention to open questions or questions that you have not addressed (e.g. due to lack of space). No open questions should be mentioned in an abstract.

5- The structure of a thesis in law

-البناء الشكلي أو الهيكلي-

After having identified a research question and its sub-questions, a researcher chooses the principles and techniques to use in order to answer the different components of the questions. The structure of the text will reflect the typology of the research question as well as the method(s) that the researcher will use. Some follow US-developed structures called IRAC¹³ and CRAC¹⁴, but these seem preferable only if one discusses judicial cases. As a rule of thumb, one should structure its legal analysis and text on the basis of the number and scope of the research sub-questions identified in order to answer the main one.

« In Algeria, we usually divide law master thesis into two chapters »

For instance, a paper or thesis in Europe and USA could be structured in the following manner:

Introduction:

the massive inflow of migrants including minors and the “best interest of the child” principle

Chapter 1: identification of the research question and sub-questions; explanation of

the type of research that was carried and the approach(es) or method(s) used

Chapter 2: answer to the first sub-question

Chapter 3: answer to the second sub-question

Chapter 4: answer to the third sub-question

Chapter 5: answer to the fourth sub-question

Conclusion: answer to the main research question

6- Conclusions and Recommendations

-الخاتمة: النتائج والتوصيات-

This chapter should present evaluation of all of the work (the research), assessment of the quality of results, confrontation with other methods, comparison with assignment goals and judgement of achieving them. You need to remember that even a negative result is a result too as long as it is explained properly to show sufficient efforts exerted to achieve it. The wording should not be too detailed, nor should passages from the body of the thesis be repeated here.

7- citation

- الاستشهاد والتوثيق-

A citation is a reference to the source of information used in your research. Citations in your research are important because they have information about a resource/ resources that you have used¹.

NOTE: Any time you directly quote, paraphrase or summarize the essential elements of someone else's idea while writing your essay, an **in-text** citation should follow. An in-text citation is a brief notation within the text of your paper or presentation which refers the reader to a fuller end-of-paper list of references that provide all necessary details about that source of information².

Any time you directly quote, paraphrase or summarize the essential elements of someone else's idea in your work, an in-text citation should follow. An in-text

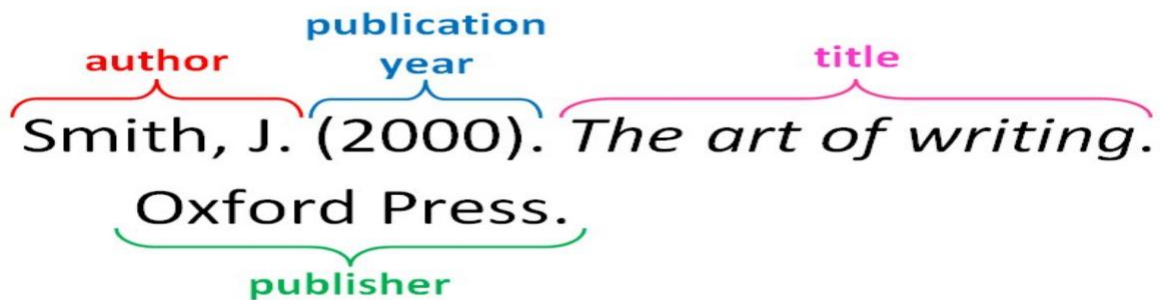
¹ Source : <https://zu.libguides.com/apastyle>

² Ibid.

citation is a brief notation within the text of your paper or presentation which refers the reader to a fuller notation, or end-of-paper citation, that provides all necessary details about that source of information³.

إن عملية الإستشهاد المرجعي هي ذكر لمصدر المعلومة او المعلومات المستخدمة في بحثك. (تكتسب قائمة المراجع التي توجد عادةً في نهاية البحث أهميتها من كونها تشمل المصادر و المراجع التي اعتمدت عليها واستخدمتها في كتابة بحثك.)

ملاحظة : في كل مرة تقوم بعملية الاقتباس المباشر، إعادة صياغة أو تلخيص العناصر الأساسية لفكرة شخص ما يجب أن يتبع ذلك عملية استشهاد داخل النص أو ما يسمى التوثيق في المتن. الاستشهاد داخل النص هو تنويه سريع عن مصدر المعلومة المذكورة في بحثك و هي تحيل القارئ لقائمة المراجع في نهاية ورقتك البحثية و التي تحتوي على التفاصيل الكاملة الخاصة بذلك المصدر الذي استندت إليه.



- **Citing is done because⁴:**

- ✓ It allows your readers to locate the sources you used to verify the information, or to do their own research on that subject.
- ✓ It also shows how your research builds on the research of others. A citation after a phrase tells your readers which ideas came from someone else.

³ Research Skills Tutorial Available At : <https://subjectguides.esc.edu/researchskillstutorial/citationparts>

⁴ Source : <https://zu.libguides.com/apastyle>

A- Citation Methods

There are four common methods of referring to a source document in the text of an essay, thesis or assignment. These methods are direct quotation from another source, paraphrasing or summarising material, and citing the whole of a source document. In academic writing, most of your essay or assignment should be phrased in your own words and the overuse of direct quotation should be avoided.

هناك أربع طرق شائعة للإشارة إلى مستند مصدر في مؤلف كالكاتب أو نص مقال أو أطروحة. هذه الأساليب هي اقتباس مباشر من مصدر آخر، في الكتابة الأكاديمية، يجب أن تصاغ معظم بحثك مذكرك، أو أي عمل آخر بكلماتك الخاصة ، ويجب تجنب الإفراط في استخدام الاقتباس المباشر (النقل الحرفي).

The (3) major citation styles used in academic writing

- 1– Modern Language Association (MLA)
- 2– American Psychological Association (APA)
- 3– Chicago, which supports two styles :
 - Notes and Bibliography
 - Author–Date.

– Which citation style should I use ?

The citation style you choose will largely be dictated by the discipline in which you're writing, and for most assignments your instructor will assign a style to you. However, as you progress through your academic career, you may find more flexibility in choosing a style that works for you. It's always best to check with your instructor and colleagues as to what style is appropriate. If you have flexibility, use the guide below to help you decide⁵.

⁵ Citation Styles & Tools: Which citation style should I use?, Published At : <https://guides.lib.uw.edu/research/citations/citationwhich>

Humanities: English, Art History, Philosophy, Music, Religion, Language, Linguistics, Etc.	Social Sciences, Education, Engineering, etc.	History, or the Humanities	Physical, Natural, or Social Sciences
Try: MLA MLA style uses parenthetical in-text citations and a "Works Cited" list at the end of a paper to link sources	Try: APA APA style uses parenthetical in-text citations and a "References" list at the end of the paper to link sources	Try: Chicago Notes & Bibliography Chicago notes utilizes footnotes and endnotes to link text to sources.	Try: Chicago Author-Date Chicago author-date utilizes parenthetical in-text citations and a references or works cited list at the end, similar to the APA style.

B- Note Numbers : In Chicago and CSE styles, in-text citations usually appear as superscript numerals, or note numbers, as follows

Historian Albert Castel quotes several eyewitnesses on both the Union and Confederate sides as saying that Forrest ordered his men to stop firing ¹³ In a letter to his wife three days after the

Footnotes وهو التوثيق الذي يكون في نفس الصفحة

Almost alone among sociological theorists, the late Alfred Schutz, in a series of classical studies² of the con-

² Schutz, Alfred, *Der Sinnhafte Aufbau Der Sozialen Welt*, Wein: Verlag von Julius Springer, 1932; "The Problem of Rationality in the Social World," *Economica*, 10 (May, 1943), pp. 130-149; "Some Leading Concepts in Phenomenology," *Social Research*, 12 (1945), pp. 77-97; "On Multiple Realities," *Philosophy and Phenomenological Research*, 4 (June, 1945), pp. 533-575; "Choosing Among Projects of Action," *Philosophy and Phenomenological Research*, 12 (December, 1951), pp. 161-184; "Common Sense and Scientific Interpretation of Human Action," *Philosophy and Phenomenological Research*, 14 (September, 1953), pp.1-37; "Concept and Theory Formation in the Social Sciences," *American Journal of Philosophy*, 51 (April, 1954), pp. 257-274; "Symbol, Reality and Society," *Symbols and Society*, Fourteenth Symposium of the Conference on Science, Philosophy, and Religion, edited by Lyman Bryson and others, New York: Harper and Brothers, 1955, pp. 135-202; *Collected Papers: I. The Problem of Social Reality*, edited by Maurice Natanson, The Hague; Martinus Nijhoff, 1962.

- Endnotes : يكون في آخر البحث :

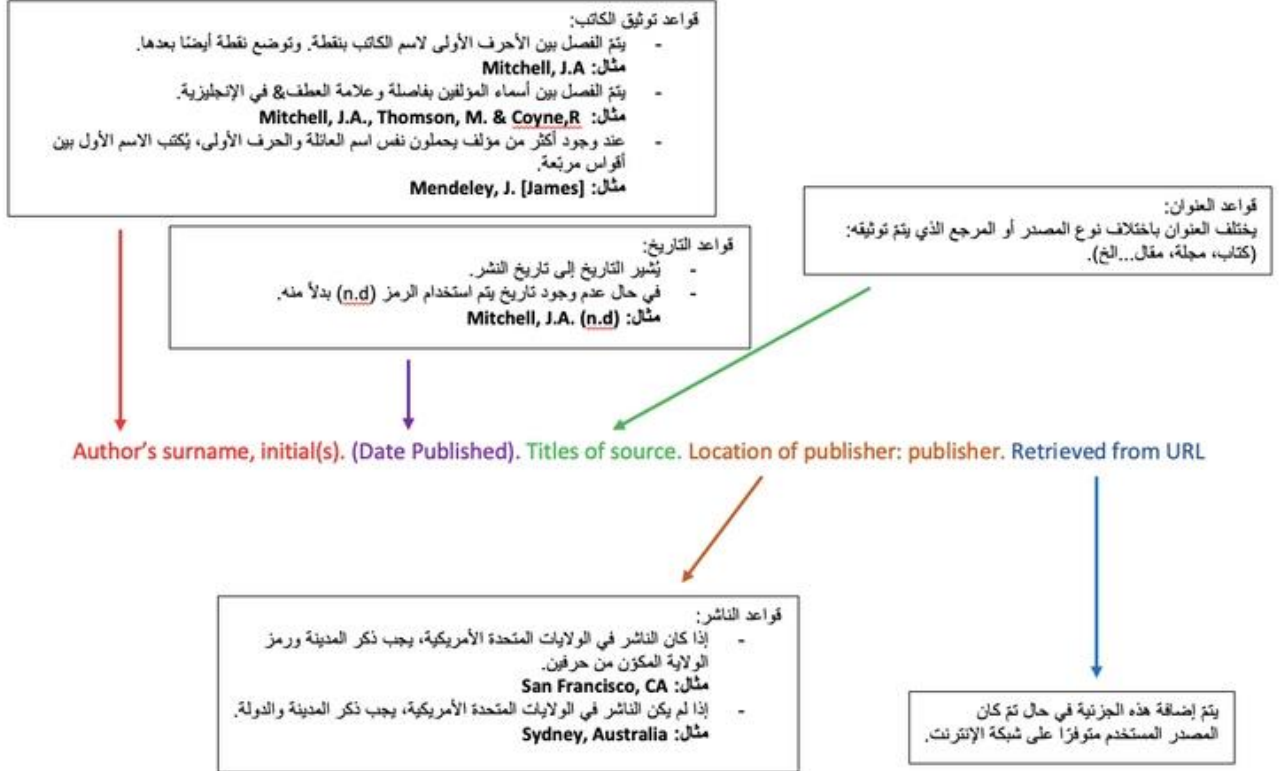
In 1981, Doll and Peto produced a wide estimate of 10–70% of all cancer as being attributable to diet.¹ Much of this interpretation was based on studies showing increased

References

1. Doll R, Peto R. The causes of cancer. *J Natl Cancer Inst* 1981; 66: 1191–1308.

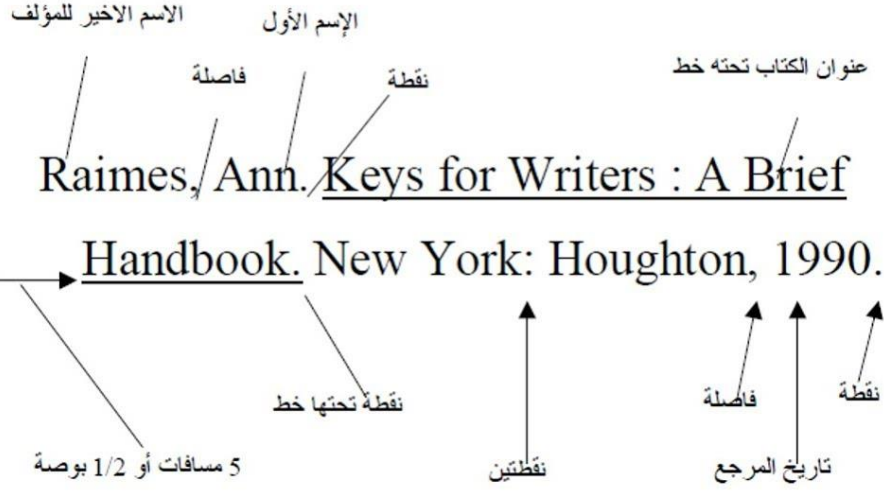
Examples⁶

أمثلة عن توثيق بنظام APA و MLA



⁶ Source : www.for9a.com / Zayed University Citation LibGuide for APA Style:
<http://zu.libguides.com/apastyle>

مرجع مكتوب بنظام MLA في قائمة المراجع



Books = كتب

General format:	Author(s). (Year). <i>Title of book: Subtitle.</i> Place of Publication: Publisher.
No author	<i>The business of roses.</i> (1974). Los Angeles: Little and Long.
بدون مؤلف	لحم الضائع. (1972). بيروت، لبنان: دار الريس للطباعة و النشر.
One author	Beeson, M. (2007). <i>Regionalism & globalization in East Asia: Politics, security and economic development.</i> New York: Palgrave MacMillan.
مؤلف واحد	وزيرى، يحيى. (2009). <i>التصميم المعماري الصديق للبيئة: نحو عمارة خضراء.</i> القاهرة، مصر: الهيئة العامة للكتاب.
2 authors	Chomsky, N., & Halle, M. (1968). <i>The sound patterns of English.</i> New York: Harper & Row.
مؤلفان	الألباني، محمد ناصر الدين و على، عبد الغفار. (2009). <i>فتاوى كبار العلماء في التصوير والتمثيل والأنشيد والموسيقى والغناء.</i> القاهرة، مصر: دار أضواء السلف.
3 authors or more	Larson, G. W., Ellis, D. C., & Rivers, P. C. (1984). <i>Essentials of chemical dependency counseling.</i> New York: Columbia University Press.
ثلاثة مؤلفين أو أكثر	البيلي، محمد و قاسم، عبد القادر و الصمادي، أحمد. (1997). <i>علم النفس التربوي وتطبيقاته (الطبعة الثانية).</i> بيروت، لبنان: مكتبة الفلاح.
Book with editors	Hill, C. A., & Helmers, M. (Eds.). (2004). <i>Defining visual rhetorics.</i> Mahwah, NJ: Lawrence Erlbaum.
كتاب له محرر	سعيد، أحمد. (محرر). (2009). <i>محنة أمة: ماذا جرى في العراق؟.</i> القاهرة، مصر: المحروسة للنشر.
Edition of a book (2 nd , 3 rd , etc.)	

	<p>Note that the first word of a subtitle is always capitalized.</p> <p>Lemay, L. (1997). <i>Teach yourself web publishing with HTML 4 in a week</i> (4th ed.). Indianapolis, IN: Sams.net.</p>
طبعة الكتاب (ط.2، ط.3، الخ.)	التركي، خالد. (2002). علم الأرض (الطبعة الثالثة). الرياض، السعودية: دار الكتاب الجامعي.
E-book (electronic book)	Vogel, C. G. (1999). <i>Legends of landforms: Native American lore and the geology of the land</i> [Ebrary version]. Retrieved from http://www.ebrary.com/
كتاب إلكتروني	ابن بطوطة. (سنة النشر غير معروفة). رحلة ابن بطوطة. تم الاسترجاع من الرابط http://www.alwaraq.net/Core/waraq/coverpage?bookid=67&option=1

توثيق فصل من كتاب محرر Article/Chapter in an Edited Book

- use only when it's a article/chapter *in a book with editor(s)*

General format:	Author(s) [of article/chapter]. (Year). Title of chapter: Subtitle. In Name of editor (Ed.), Title of book: Subtitle (pages of article/chapter). Place of Publication: Publisher.
Example	Hartley, J. T., Harker J. O., & Walsh, D. A. (1980). Contemporary issues and new directions in adult development of learning and memory. In L. W. Poon (Ed.), <i>Aging in the 1980s: Psychological issues</i> (pp. 239-252). Washington, DC: American Psychological Association.
مثال	العتوم، عدنان. (2004). الذاكرة. في محمد الريماوي (محرر)، <i>علم النفس العام</i> (ص ص. 124-165). عمان، الأردن: دار المسيرة.

Articles in a Reference Book = مقالات من المراجع - use with encyclopedias, dictionaries, etc.

General format (print):	<p>Do NOT put the editor's name as the author when citing articles in a reference book</p> <p>Author(s). (Year). Title of article/entry: Subtitle. In <i>Title of encyclopedia</i> (Volume, pages). Place of Publication: Publisher.</p>
-------------------------	---

With author	Moore, C. (1991). Mass spectrometry. In <i>Encyclopedia of chemical technology</i> (4th ed., Vol. 15, pp. 1071-1094). New York: Wiley.
No author	Diabetes. (1997). In <i>The World Book encyclopedia</i> (Vol. 4, pp. 70-91). London: World Book, Inc.
بدون مؤلف	المكتبات في الإمارات العربية المتحدة. (2003). في دائرة المعارف العربية في علوم الكتب و المكتبات و المعلومات (المجلد 7، ص ص. 9-151). القاهرة، مصر: الدار المصرية اللبنانية.
General format (electronic):	Author(s). (Year). Title of article/entry: Subtitle. In Title of online encyclopedia. Retrieved from URL of web site
No author	Boss brass. (2009). In <i>Encyclopedia of music in Canada</i> . Retrieved from http://www.thecanadianencyclopedia.com/index.cfm?PgNm=TCE&Params=U1ARTU0000367
بدون مؤلف	الجاحظ. (2012). في الموسوعة العربية. تم الاسترجاع من الرابط - http://www.arab-ency.com/index.php?module=pnEncyclopedia&func=display_term&id=15554&vid=9
With author	Tuccinardi, R. (1999). Athena. In <i>Encyclopedia mythica</i> . Retrieved from http://www.pantheon.org/articles/a/athena.html

7- Bibliography

The **bibliography**⁷ is a listing of all sources of information used in dealing with the problem assigned.

The standard specifies the following order of details in a bibliographic reference:

1. author's name (authors' names) if available,
2. name of source,
3. type of medium (as necessary),
4. edition,
5. publisher's details (location, name of publisher and date),
6. name of edition (if available),
7. numbering within the unit described,
8. standardized identifier (if available),
9. accessibility or location of the information,
10. additional general information.

- References and Bibliographies - What's the difference?

When you write academic papers, you will need to include a list of sources you used to write the paper. There are two main ways to list your sources, with a reference list or a bibliography.

⁷ الببليوغرافيا هي قائمة بجميع المصادر والمراجع المستخدمة في كتابة البحث.

References include sources that have been directly cited in your paper. For each source, you will have at least one in-text citation in the body of your paper. The citation styles that use reference lists include APA citations, AMA citations, and MLA citations.